

GENERAL DESCRIPTION

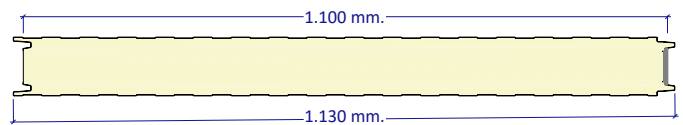
Frimet 4.0 self-supporting sandwich panels consist of a steel sheet on both faces and a core of polyurethane or polyisocyanurate foam that provides great thermal insulation.

They are designed for warehouses and cold stores with temperatures above and below zero.

PRODUCTION SPECIFICATIONS

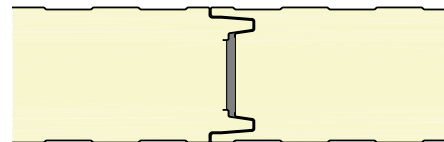
Useful width	1.100 mm.
Maximum length	18.500 mm.
Finishing	Ribed Flat
Steel coatings	PE PVDF PVC HDX PET Others

PANEL SECTION. WALL AND ROOF POSITION



PANEL JOINT

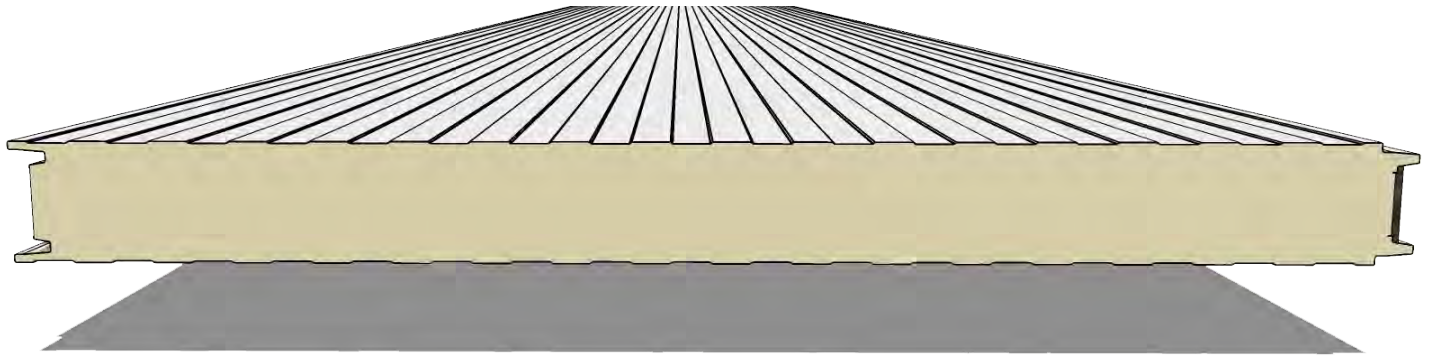
Visible fixing



MAXIMUM ALLOWABLE SPANS

Maximum length recommended between supports (m.) in accordance with the uniformly distributed load (daN/m²).

PANEL THICKNESS (mm)	WEIGHT (kg/m ²)	THERMAL TRANSMITTANCE U (W/m ² K)		ALLOWABLE SPANS L (m) MULTIPLE SUPPORTS					ALLOWABLE SPANS L (m) TWO SUPPORTS					
		0,40+0,40	U with JOINT FACTOR	U without JOINT FACTOR	OVERLOAD P (daN/m ²)					OVERLOAD P (daN/m ²)				
					60	80	100	120	150	60	80	100	120	150
60	9,28	0,42	0,382	3,49	3,19	2,97	2,73	2,46	3,07	2,81	2,62	2,47	2,29	
80	10,16	0,31	0,291	4,19	3,79	3,43	3,15	2,84	3,69	3,38	3,15	2,97	2,74	
100	11,04	0,25	0,234	4,80	4,23	3,83	3,52	3,18	4,26	3,90	3,63	3,39	3,06	
120	11,92	0,21	0,196	5,24	4,63	4,19	3,85	3,48	4,81	4,37	4,04	3,71	3,34	
150	13,25	0,17	0,158	5,83	5,15	4,67	4,30	3,89	5,49	4,97	4,50	4,14	3,73	
180	14,57	0,14	0,132	6,35	5,62	5,10	4,70	4,25	6,12	5,41	4,90	4,52	4,08	
200	15,45	0,12	0,119	6,66	5,91	5,36	4,95	4,48	6,42	5,69	5,16	4,75	4,29	
PANEL THICKNESS (mm)	WEIGHT (kg/m ²)	0,50+0,50	U with JOINT FACTOR	U without JOINT FACTOR	OVERLOAD P (daN/m ²)					OVERLOAD P (daN/m ²)				
					60	80	100	120	150	60	80	100	120	150
		60	11,21	0,42	0,382	4,34	3,97	3,70	3,49	3,25	3,52	3,23	3,01	2,84
80	12,09	0,31	0,291	5,21	4,77	4,45	4,19	3,89	4,23	3,88	3,62	3,42	3,18	
100	12,98	0,25	0,234	5,99	5,50	5,12	4,83	4,48	4,87	4,47	4,18	3,94	3,66	
120	13,86	0,21	0,196	6,72	6,16	5,75	5,42	5,03	5,47	5,02	4,69	4,42	4,11	
150	15,18	0,17	0,158	7,72	7,09	6,61	6,23	5,78	6,29	5,78	5,40	5,09	4,73	
180	16,50	0,14	0,132	8,64	7,94	7,40	6,98	6,47	7,05	6,48	6,05	5,71	5,31	
200	17,38	0,12	0,119	9,22	8,47	7,90	7,45	6,91	7,52	6,92	6,46	6,10	5,67	



REACTION TO FIRE

Classification B-s1,d0	EN 13501-1
Classification B-s2,d0	EN 13501-1

PRODUCT CERTIFICATIONS

CE Marking	EN 14509
Certificate of conformity	Data Sheet

APPLICATIONS

